



Intro to Data Modeling with Project Haystack

January 19, 2018 | The Langham Luxury Hotel, Chicago, IL

Step Changes in our Industry




Pneumatic Controls



+

=



Step Changes in our Industry



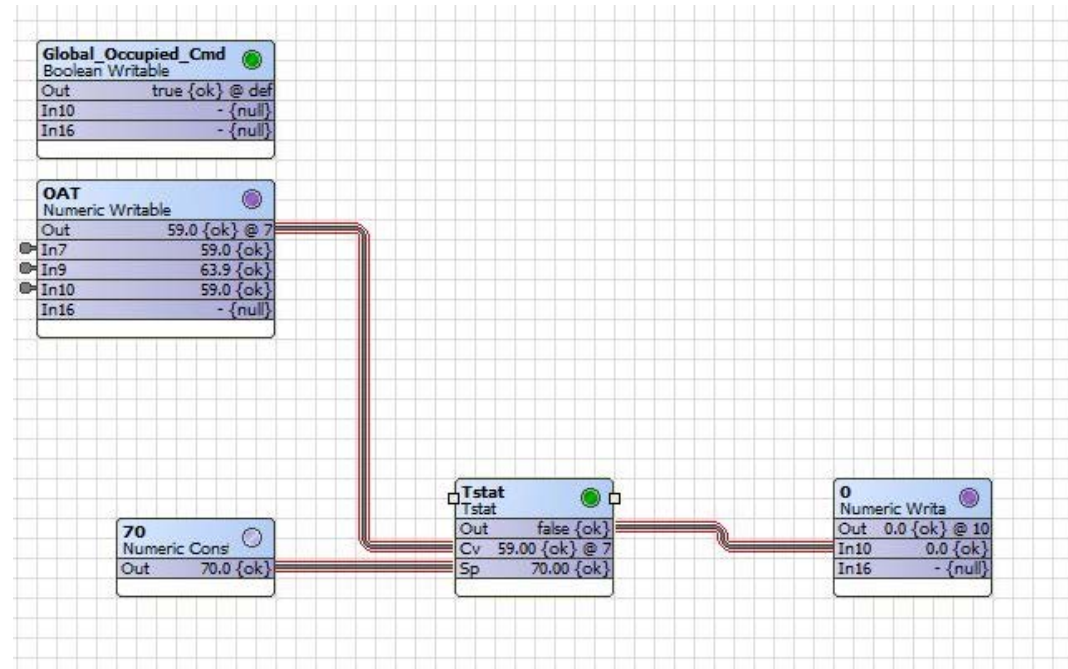

Electronic Controls



Step Changes in our Industry



DDC Controls



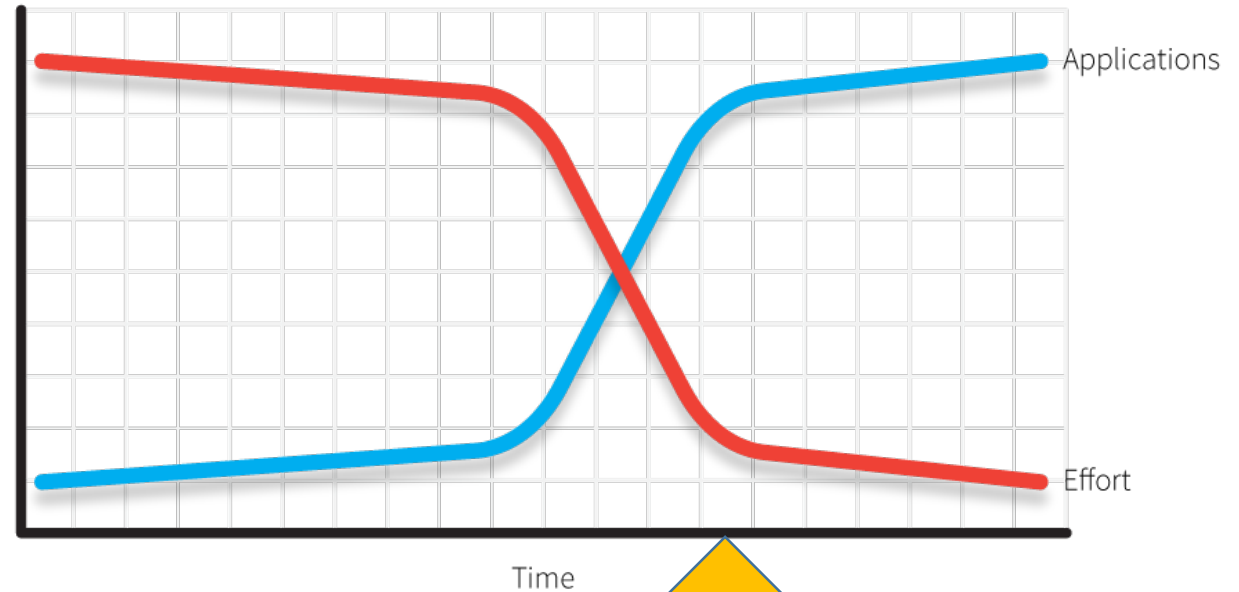
Step Changes in our Industry



Tagging and Data Modeling



**Software Tools
& Applications**



We are Here!

The Challenges



- **The World is Getting Smarter and more Connected, as Islands of Information**
- **Customers want to Leverage this “Big Data” but Find it too Difficult**

but

End Users – Property Managers, College Campus, Industrial Facilities, Government, Municipal

- **Solution Providers are Challenged to Deliver with Current Tech**

System Integrators – Controls contractors, Distributors, Consultants

OEMs (Original Equipment Manufacturers) – Siemens, Johnson, Honeywell, etc.
Smart Devices Facility Systems Business Databases Rules to find Value Portfolio Management

Islands of Information



The Challenges



Open Protocols have only taken us so far:

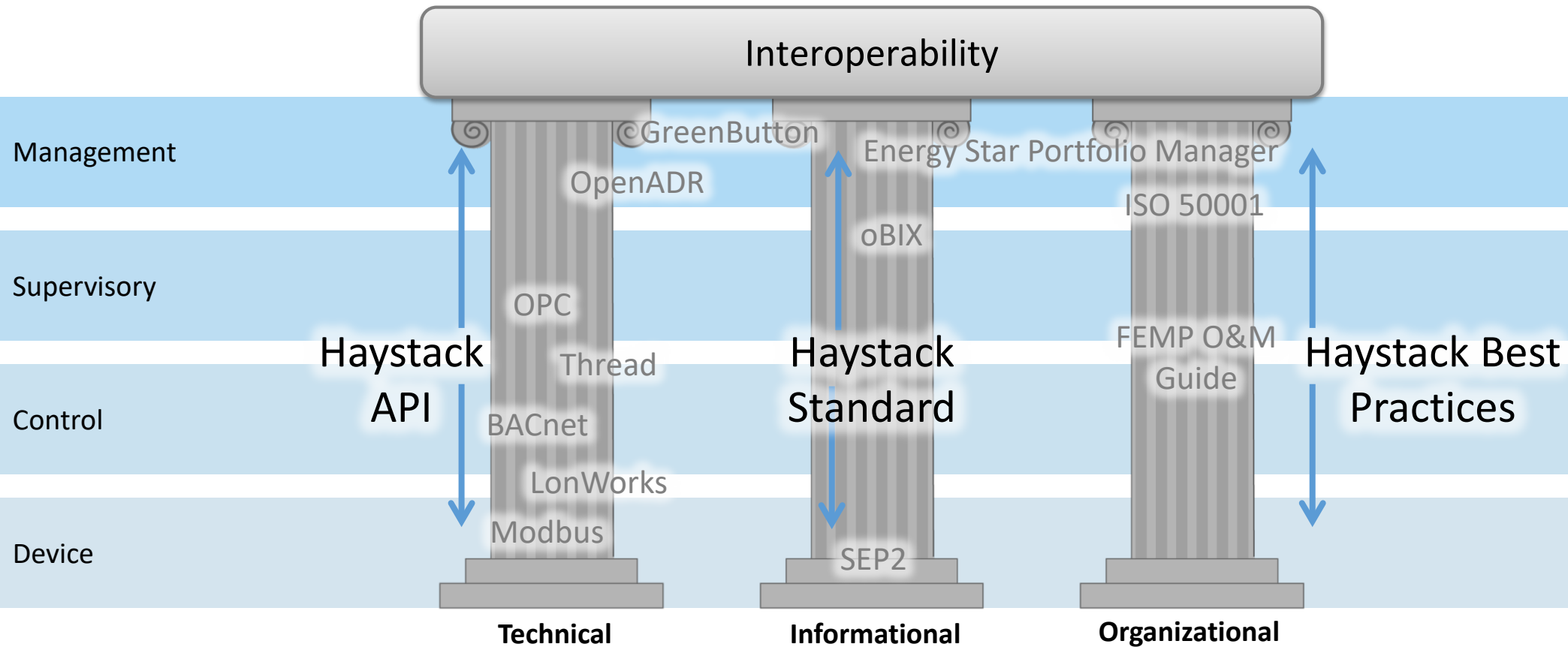
- **Today open protocols like BACnet, LonWorks, and Modbus have significantly increased the standardization and interoperability of disparate systems.**
- **Unfortunately the information is still in many places and the higher level enterprise applications find it difficult to programmatically mine the data**



The Solution – Project Haystack



Three Pillars of Interoperability



The Solution – Project Haystack



Introduction to Tagging: We use Tagging Everyday – Social Media



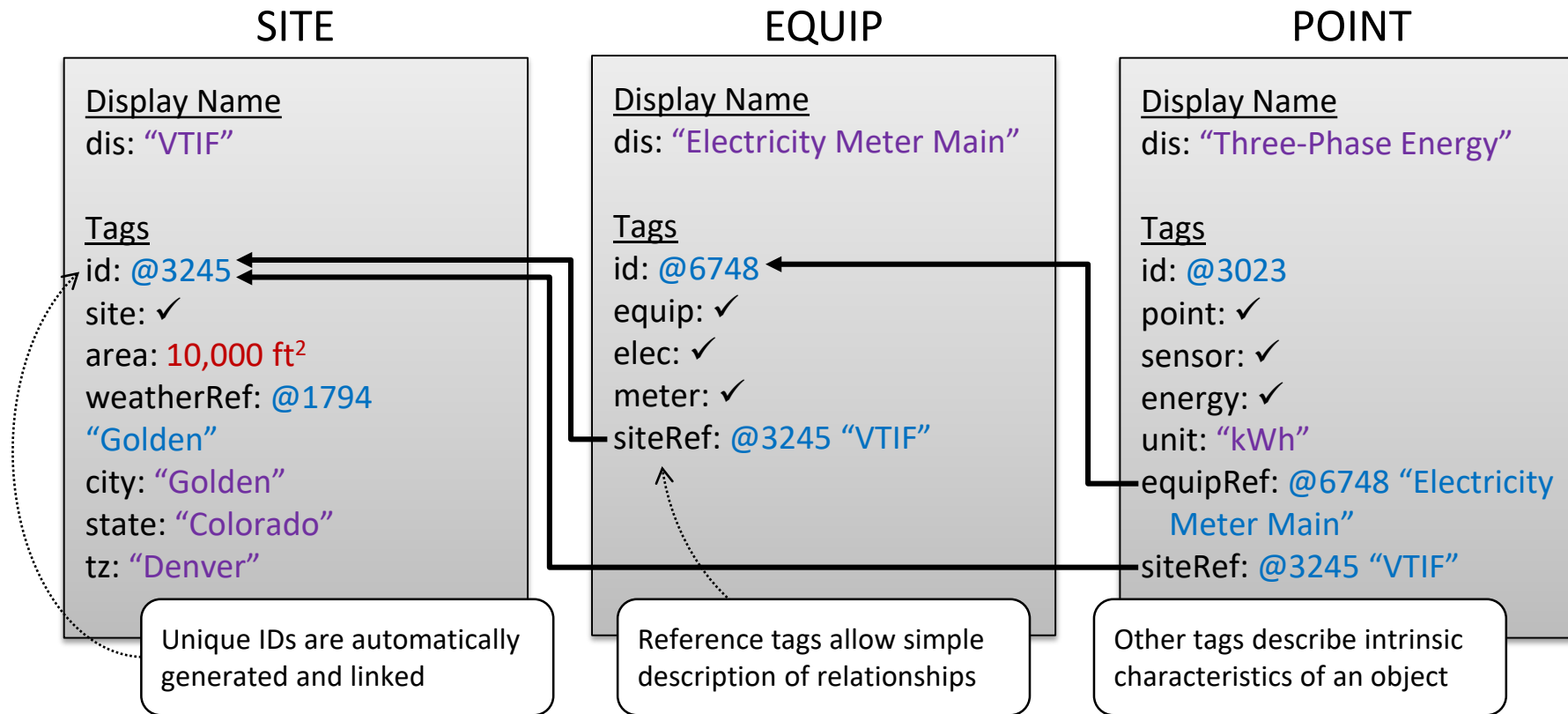
- **We can use Tagging and Data Modeling in Our Facilities too!**
 - A methodology for defining the meaning of smart device data
 - Also known as semantic tagging, meta data and data modeling
 - Open source, highly flexible, applicable to data of all types
 - Example of Haystack tags to describe a point in a system:

AHU1-SAT	sensor, discharge, air, temp, deg F,	ahuRef -> AHU-1
Point Name	descriptive tags	association tag

The Solution – Project Haystack



The Power of Reference Tags



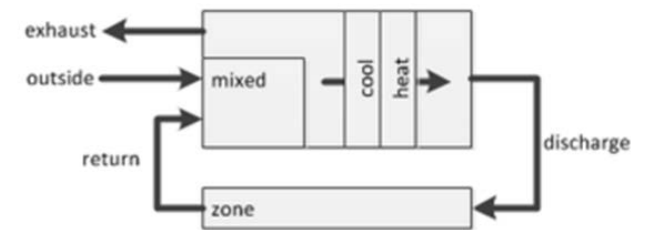
The Solution – Project Haystack



Leveraging Data Modeling:

- **Project Haystack is an open source initiative to develop tagging conventions and taxonomies for building equipment and operational data**
- **These data models provide the structure for powerful software tools and applications**
- **The payoff is dramatic reduction in labor and applications that work automatically**

The following diagram shows the logical flow of air through an AHU:



Points

The following lists points commonly used with an AHU:

Discharge

- discharge air temp sensor
- discharge air humidity sensor
- discharge air pressure sensor
- discharge air flow sensor
- discharge air fan cmd
- discharge air fan sensor

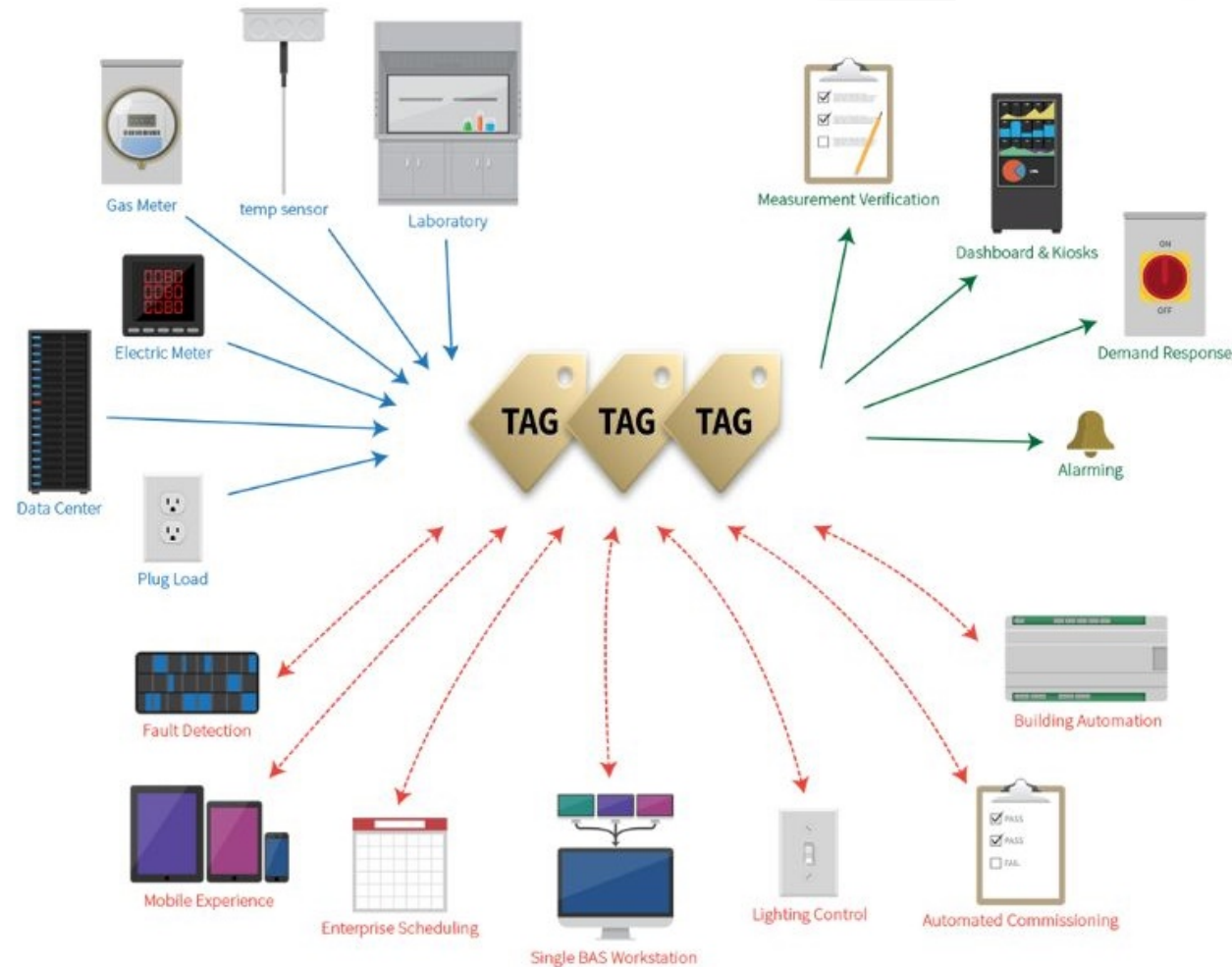
Return

- return air temp sensor
- return air humidity sensor
- return air pressure sensor
- return air flow sensor
- return air co2 sensor
- return air fan cmd


The Solution – Project Haystack



Give Data “Meaning” across all Devices for all Apps



APPs-User Experience



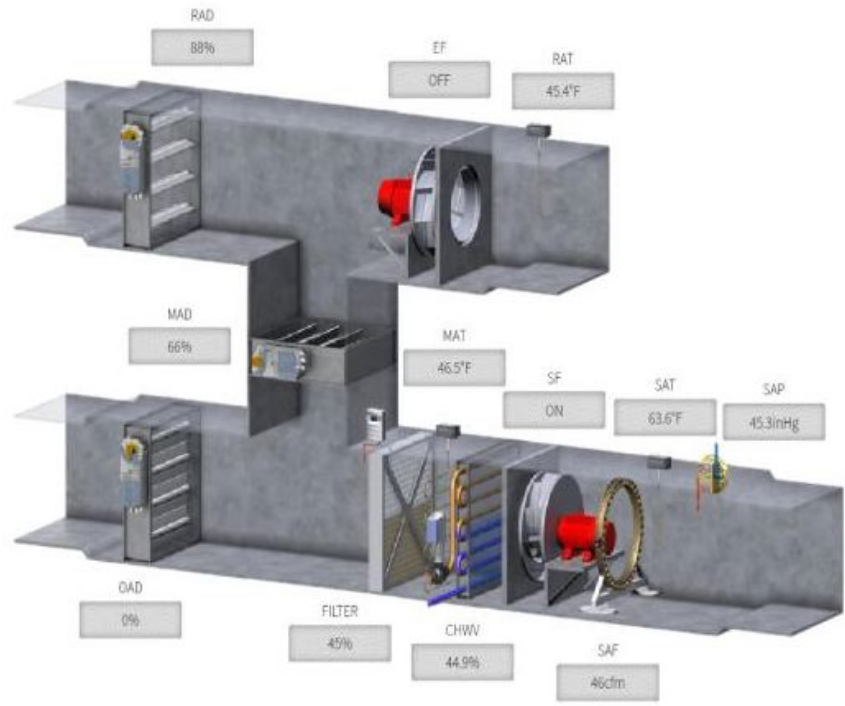
- **Client device independent – can run on a desktop, tablet, or a smart phone**
- **Visualization for awareness – kiosks and digital signage**
- **Unique user experiences for different audiences – C suite, Facilities, and tenants**
- **Leverages tags and data models to automatically generate graphics and navigation**
- **Data is bound using queries verses links. Example - summaries automatically update as new devices are added**

APPs-User Experience

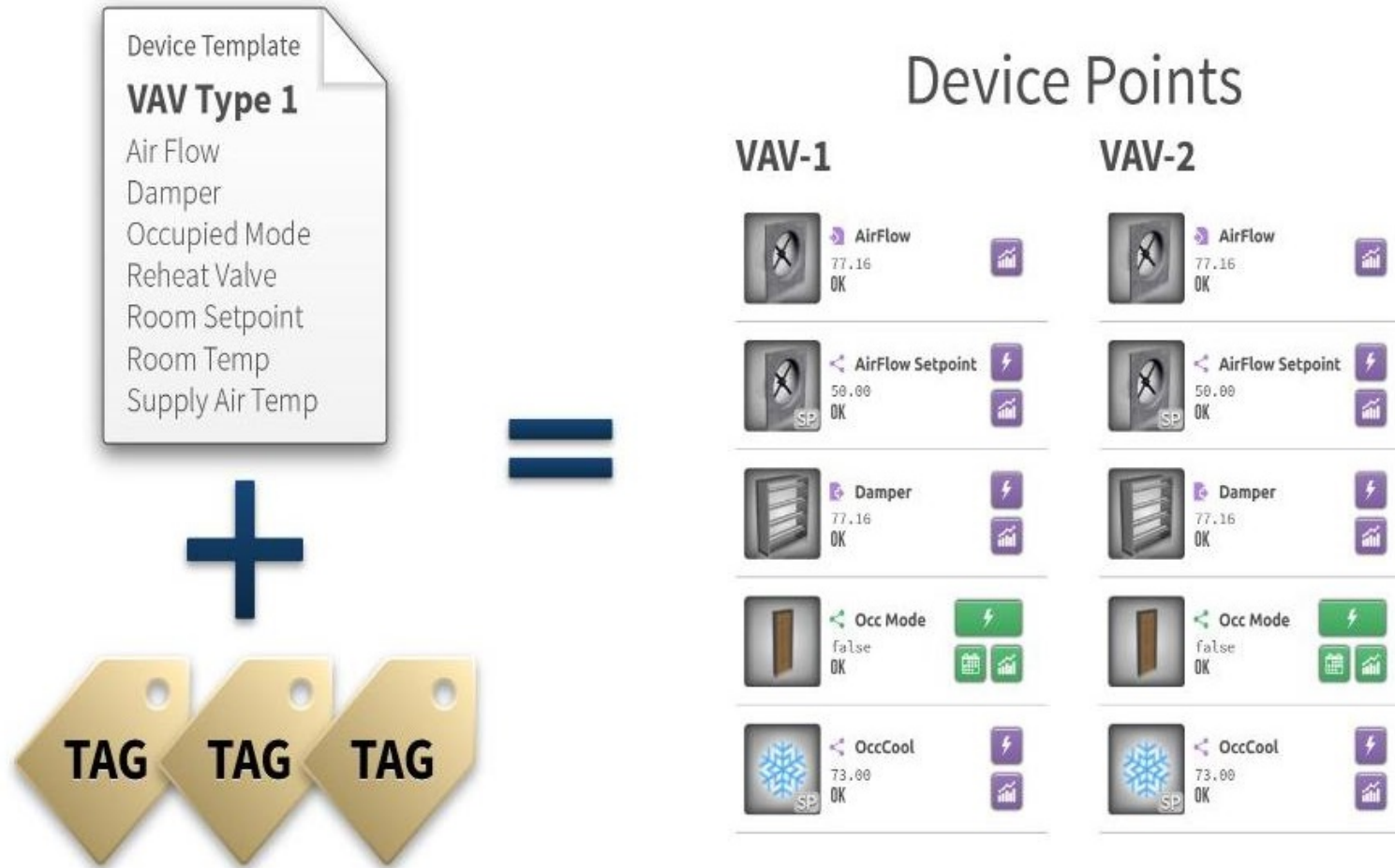


=

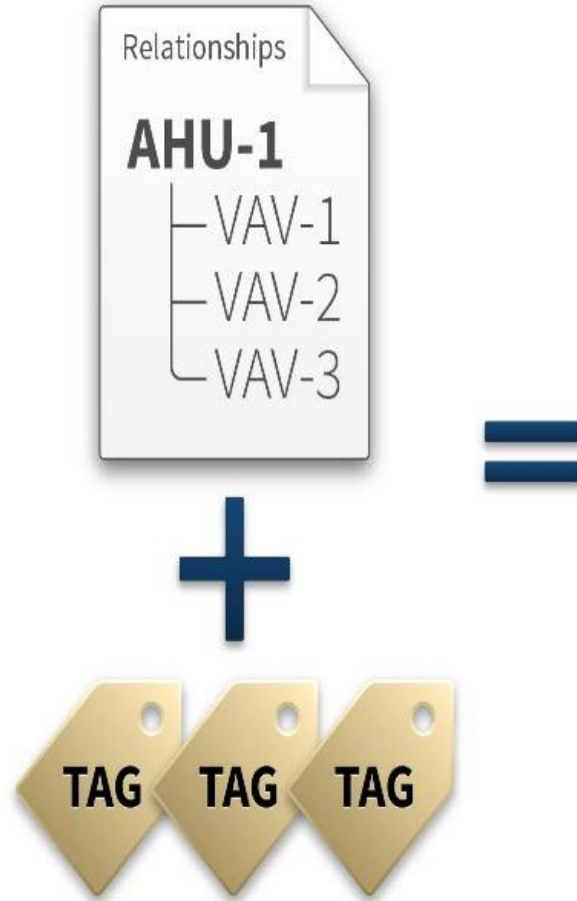
Equipment Graphic



APPs-User Experience



APPs-User Experience



Equipment Summary

Summary: Ahu VAV Summary				
EQUIP	Damper	Occ Mode	Room Setpoint	Room Temp
City Center Vav-01	47%	False	73.0°F	75.5°F
City Center Vav-02	47%	False	72.5°F	69.9°F
City Center Vav-03	47%	False	73.0°F	87.0°F
City Center Vav-04	47%	False	72.5°F	75.5°F
City Center Vav-05	47%	False	73.0°F	69.9°F
City Center Vav-06	47%	False	72.5°F	69.9°F
City Center Vav-07	47%	False	73.0°F	87.0°F
City Center Vav-08	47%	False	73.0°F	75.5°F
City Center Vav-09	47%	False	73.0°F	87.0°F
City Center Vav-10	47%	False	73.0°F	75.5°F

APPs-Command and Control



- **Provide command and adjustment capabilities from any mobile device**
- **Abstract control strategies to simple sequence of operation readability**
- **Give the flexibility in programming approach for developers (line programming or block programming)**
- **Standardized sequences that can be deployed across entire enterprise without copy>paste>linking**
- **More cost effective to deploy, therefore faster ROI**

APPs-Command and Control



Sequence of Operation
AHU Demand Response Control

The current zone set point shall be captured before the demand responses event

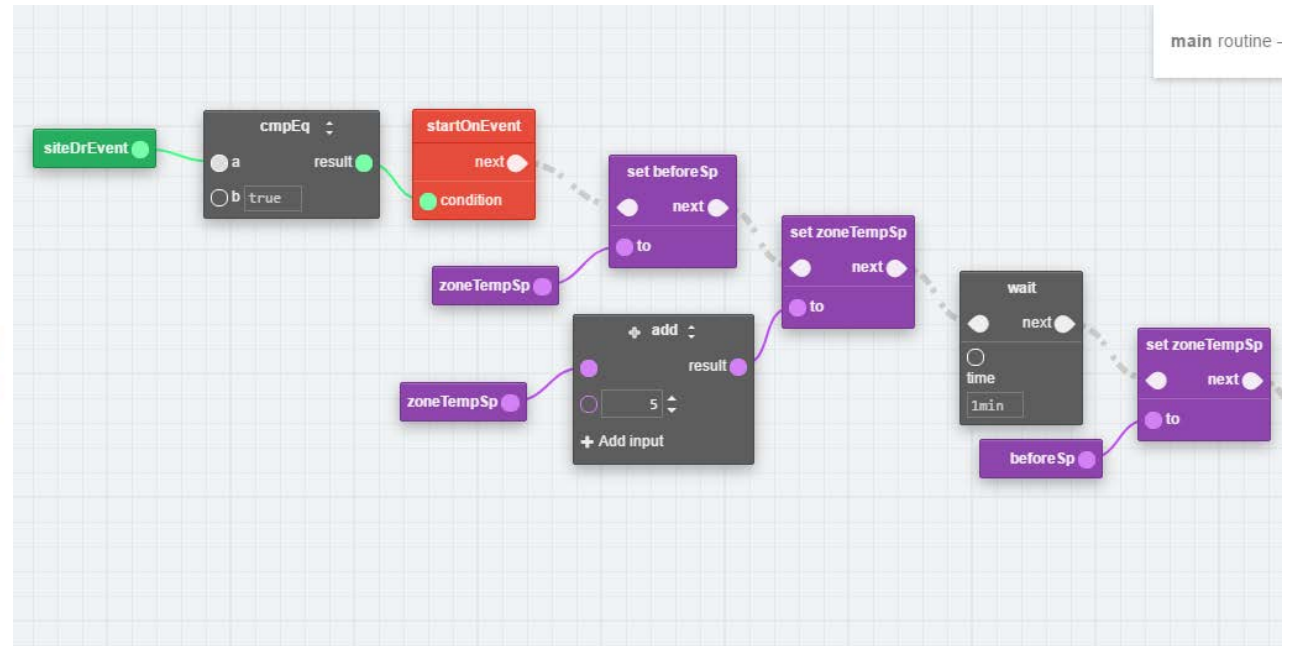
During the event the zone set point shall be increased by 5 degrees to enable load shedding

The new set point shall stay in effect for the duration of event

At the end of the event the Zone set point shall be returned to the value prior to the event



=



APPs-Automated Analytics



- **Rules emulate an experts analysis**
- **The Rules engine automatically looks for conditions outside the parameters of the rules**
- **The results can be discovered using simple tag based queries**
- **Value can be assigned to conditions to help prioritize next actions**
- **Results can be combined with other data into comprehensive visualizations**

APPs-Automated Analytics



Analytic Summary

Sites	Rules	Dur	Timelines
Carytown 1 sparks	AHU Fan Failure	16h	
Gaithersburg 6 sparks	AHU Cool Failure	0.5h	
	AHU Cool/Heat Mode Cyc	1.5h	
	AHU Fan Short Cycling	2.25h	
	AHU Group Cool and Heat	0.25h	
	AHU On and Fan Off	1h	
	KW Exceeds Target	3h	

Wrap-up: Collaborative Community



Project Haystack



- **Open standards and data modeling are the glue that enables collaboration**
- **Provides options for customer to choose the best combination of apps that meets their needs**
- **Collaborative communities will drive innovation, no one solution provider can do it all**
- **New solutions and services are more rapidly available, the industry as a whole evolves faster together**



Q&A

Q & A



Q. Where can I find out how Haystack unlocks value in the real world?

A. Haystack Connections Magazine has case studies from real buildings:

<http://project-haystack.org/download>

Q & A



Q. So are all these magical tags and data models documented somewhere?

A. Yes! We're so glad you asked:

<http://project-haystack.org/doc>

<http://project-haystack.org/tag>

Q & A



Q. I'm a developer. How do I get started?

A. You should try out a reference implementation of the Haystack API:
<http://project-haystack.org/download>

Q & A



Q. I have more questions. Is there a community that can help me?

A. Project Haystack has a vibrant online forum. You can find it here:

<http://project-haystack.org/forum/topic>

Q & A



Q. This is great! Can I contribute?

A. Please do! You can get involved in a Haystack working group, and suggestions are always welcome on the forum. Plus, contribute code at: <https://stackhub.org/>

B. Scott Muench
VP Business development,
J2 Innovations



Thank you!

Gamification Code: #####