

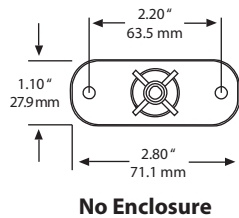
Installation Guide

Mounting and Wiring

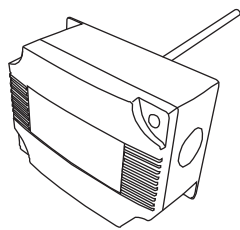
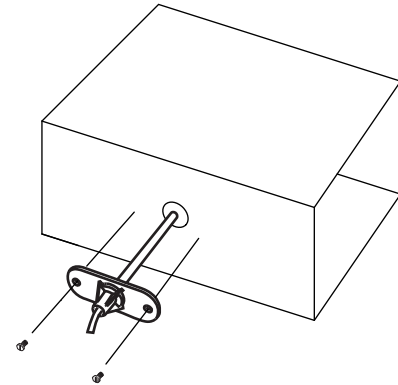
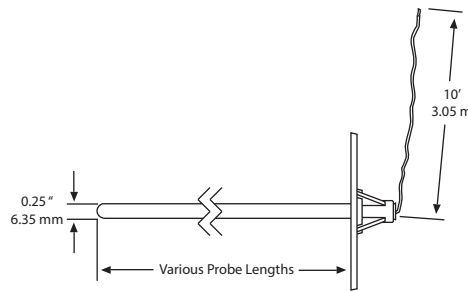
Designed for single-point monitoring, these sensors are available in various stainless-steel probe lengths of 4, 8, and 12 inches (102, 203, and 305 mm).

NOTE: Select a probe length that places the sensor in the middle of the duct to avoid errors due to laminar flow.

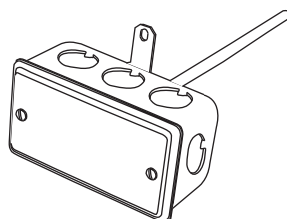
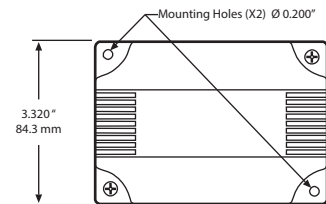
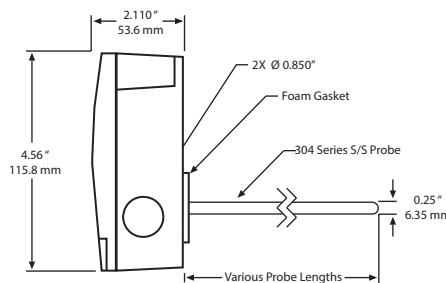
1. Locate the sensor in a straight section of duct away from heating, cooling, or humidifier elements.
2. Cut a 1/4-inch hole for the probe in the side of the duct as well as smaller holes for screws at the appropriate locations.
3. Insert the probe and fasten the assembly to the duct using screws threaded through the mounting holes in the housing.
4. Remove the enclosure cover screws and cover (if applicable).
5. Feed wires through a conduit opening in the enclosure (if applicable).
6. Connect the thermistor wires to the cable with butt-splices or soldering. (Wire nuts are not recommended). The two-wire sensor is not polarity sensitive.
7. Reinstall the enclosure cover and screws (if applicable).



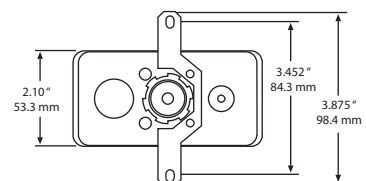
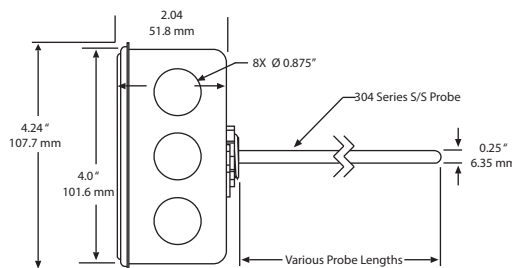
No Enclosure



ABS Enclosure



Metal Enclosure (M)



Configuration

For controller configuration, see the [Type III Sensors Applications Guide](#) on the KMC web site.

Maintenance


No routine maintenance is required. Careful installation will ensure long term reliability and performance.

Specifications


Sensor	Type III, 10K ohm @ 77° F (25° C)
Temperature Limits	-4 to 221° F (-20 to 105° C)
Wiring	22 AWG wire leads
Enclosure	None for STE-1401/1405, plastic standard or metal optional for STE-1402/1404
Probe Lengths	
STE-1405	4 inches (100 mm)
STE-1401/1402	8 inches (200 mm)
STE-1404	12 inches (300 mm)

More Information

For additional information, see the [STE-1400 Series Data Sheet](#) on the KMC web site.



For troubleshooting, controller configuration, and other information, see the [Type III Sensors Applications Guide](#) on the KMC web site.



Important Notices

The KMC logo and KMC Controls are registered trademarks of KMC Controls, Inc.

All rights reserved. No part of this publication may be reproduced, transmitted, transcribed, stored in a retrieval system, or translated into any language in any form by any means without the written permission of KMC Controls, Inc.

The material in this document is for information purposes only. **The contents and the product it describes are subject to change without notice.** KMC Controls, Inc. makes no representations or warranties with respect to this document. In no event shall KMC Controls, Inc. be liable for any damages, direct or incidental, arising out of or related to the use of this document.

KMC Controls, Inc.
19476 Industrial Drive
New Paris, IN 46553
574.831.5250
www.kmcccontrols.com
info@kmcccontrols.com